

Mowox® PM 4650 SHW

with engine DG 500



G.W.: 34.4 KG
N.W.: 30.5 KG

MOWOX[®]

PM 4650 SHW COMFORT SERIES



CAUTION
WILD INSIDE



- ★ SOFT HOLMGRIFF
- ★ HANDLE WITH SOFT GRIP
- ★ POIGNÉE DE LONGERON SOUPLE
- ★ 3 IN 1 FUNKTION
- ★ 3 IN 1 FUNCTION
- ★ FONCTION 3 EN 1
- ★ XXL RÄDER MIT KUGELLAGER
- ★ XXL WHEEL WITH BALL BEARINGS
- ★ ROUES XXL. AVEC ROULEMENT À BILLES



cutting width



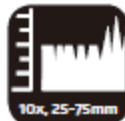
1400 m²



131cc
2.58 PS, 1.9kw
2800 rpm



start



10x, 25-75mm



fuel level
indicator



metal chassis



self drive



200/280mm




quick release



waterclean



30.5kg
weight



Quickly clean again:
Hose connection for standard garden hoses

Strong in traction:
XL-wheels for more traction and comfort

Comfortable:
Central cutting height adjustment

Good in hand:
Handle with soft grip

3 in 1 function:
1. mowing / collecting
2. mowing / mulching
3. mowing / side discharge



Schnell wieder sauber:
Waschanschluss inklusive Schlauchanschluss für handelsübliche Gartenschläuche.

Traktionsstark:
XL-Antriebsräder für mehr Traktion und Komfort.

Komfortabel:
Zentrale Schnitthöhenverstellung.

Gut in der Hand:
Oberholm mit Soft-Grip.

3 in 1 Funktion:
1. Mähen / Fangen.
2. Mähen / Mulchen.
3. Mähen / Auswerfen.



Nettoyage rapide :
orifice de lavage, raccord de tuyau inclus pour tuyaux d'arrosage usuels.

Force de traction :
roues motrices XL pour plus de traction et un plus grand confort.

Confortable :
réglage central de la hauteur de coupe.

Bien en main :
guidon supérieur avec poignée souple.

Fonction 3 en 1 :
1. Tonte / Ramassage.
2. Tonte / Paillage.
3. Tonte / Éjection.



MOWOX®

PM 4650 SHW COMFORT SERIES



English

Mower housing steel
Engine Mowox DG500, 131cc/DHV
Capacity 1,9 kw at 2800 rpm
Self propelled yes
Cutting width 46 cm
Cutting height adjustment 10-stage, 25-75 mm, central
Grass bag 60 L plastic/textile
For lawn areas up to 1400 m²
Further features handle with quick-release function, hose connection



Français

Carter de coupe Acier
Moteur Mowox DG500, 131cc/DHV
Puissance appr. (nominale) 1,9 kw à 2800 u/min
Propulsion Oui
Largeur de coupe 46 cm
Réglage de la hauteur de coupe 10 niveaux, 25-75 mm, central
Panier collecteur 60 L matière plastique/textile
Pour des pelouses jusqu'à env. 1400 m²
Autre Guidon avec fonction de verrouillage rapide
Orifice de lavage



Italiano

Telaio acciaio
Motore Mowox DG500, 131cc/DHV
Potenza 1,9 kw a 2800 g/min.
Semovente sì
Larghezza di taglio 46 cm
Regolazione dell'altezza di taglio 10 posizioni, 25-75 mm, centralizzata
Capacità sacco 60 l: top plastica/tela
Area di taglio fino a 1400 m²
Ulteriori caratteristiche impugnatura con sistema quick-release (sgancio rapido), connettore tubo per lavaggio



Nederlands

Maaierbehuizing Staal
Motor Mowox DG500, 131cc/DHV
Vermogen (ong.) (nominale) 1,9 kW bij 2800 omw./min
Aandrijving Ja
Maaibreedte 46 cm
Maaihoopte 10-traps, 25-75 mm, centraal
Opvangbak 60 l kunststof/textiel
Voor gazons tot ong. 1400 m²
Overige Handel met snelspanfunctie
Wasaansluiting



Čeština

kryt Zacího ústrojí ocel
motor Mowox DG500, 131cc/DHV
výkon cca (jmen.) 1,9 kw při 2800 ot./min.
pohon ano
šířka záběru 46 cm
nastavení výšky sečení 10stupňová, 25-75 mm, centrálně nastavitelná
sběrný koš 60 l plast/textil
na trávníkové plochy do cca 1400 m²
ostatní rukojeť s rychloupínací funkcí
přípojka na mytí



Magyar

Fűnyíróház Acél
Motor Mowox DG500, 131cc/DHV
Kb. teljesítmény (névleges) 1,9 kw 2800 ford/perc fordulattal
Hajtás Igen
Vágásmagasság-állítás 46 cm
Vágásmagasság-állítás 10 fokozatú, 25-75 mm, központi
Gyűjtőkosár 60 l műanyag/szövet
Fűterület mérete legfeljebb Kb. 1400 m²
Egyéb Rúd gyorsrögzítő funkcióval
mosás csatlakozó



Deutsch

Mähgehäuse Stahl
Motor Mowox DG500, 131cc/DHV
ca. Leistung (Nenn) 1,9 kw bei 2800 u/min
Antrieb Ja
Schnittbreite 46 cm
Schnitthöhenverstellung 10 stufig, 25-75 mm, zentral
Fangkorb 60 L Kunststoff/Textil
Für Rasenflächen bis ca. 1400 m²
Sonstiges Helm mit Schnellspanfunktion
Waschanschluss



Español

Carcasa de la cortadora Acero
Motor Mowox DG500, 131cc/DHV
Potencia aprox. (nominal) 1,9 kW con 2800 r. p. m.
Accionamiento Sí
Ancho de corte 46 cm
Ajuste de altura de corte 10 niveles, 25-75 mm, centralizado
Cesta colectora 60 L, plástico/tela
Para superficies de césped de aprox. 1400 m²
Otros Languero con función de fijación rápida
conexión de lavado



Português

Alojamento do corta-relvas Aço
Motor Mowox DG500, 131cc/DHV
Potência aprox. (nominal) 1,9 kw a 2800 rpm
Sistema de propulsão Sim
Largura de corte 46 cm
Ajuste da altura de corte 10 níveis, 25-75 mm, central
Cesto de recolha 60 L plástico/têxtil
Para superfícies relvadas até aprox. 1400 m²
Outro Coluna com função de extensão rápida
Ligação para lavagem



Polski

Obudowa kosiarzki Stal
Sznik Mowox DG500, 131cc/DHV
Moc w przybliżeniu (znamen.) 1,9 kW przy 2800 1/min
Napęd Tak
Szerokość cięcia 46 cm
Regulacja wysokości cięcia 10-stopniowa, 25-75 mm, centralna
Kosz 60 l tworzywo sztuczne/
tkanina
1400 m²
Do powierzchni trawiastych do ok. 1400 m²
Pozostałe Uchwyt z funkcją szybkiego zaciskania
Przyłącze do mycia



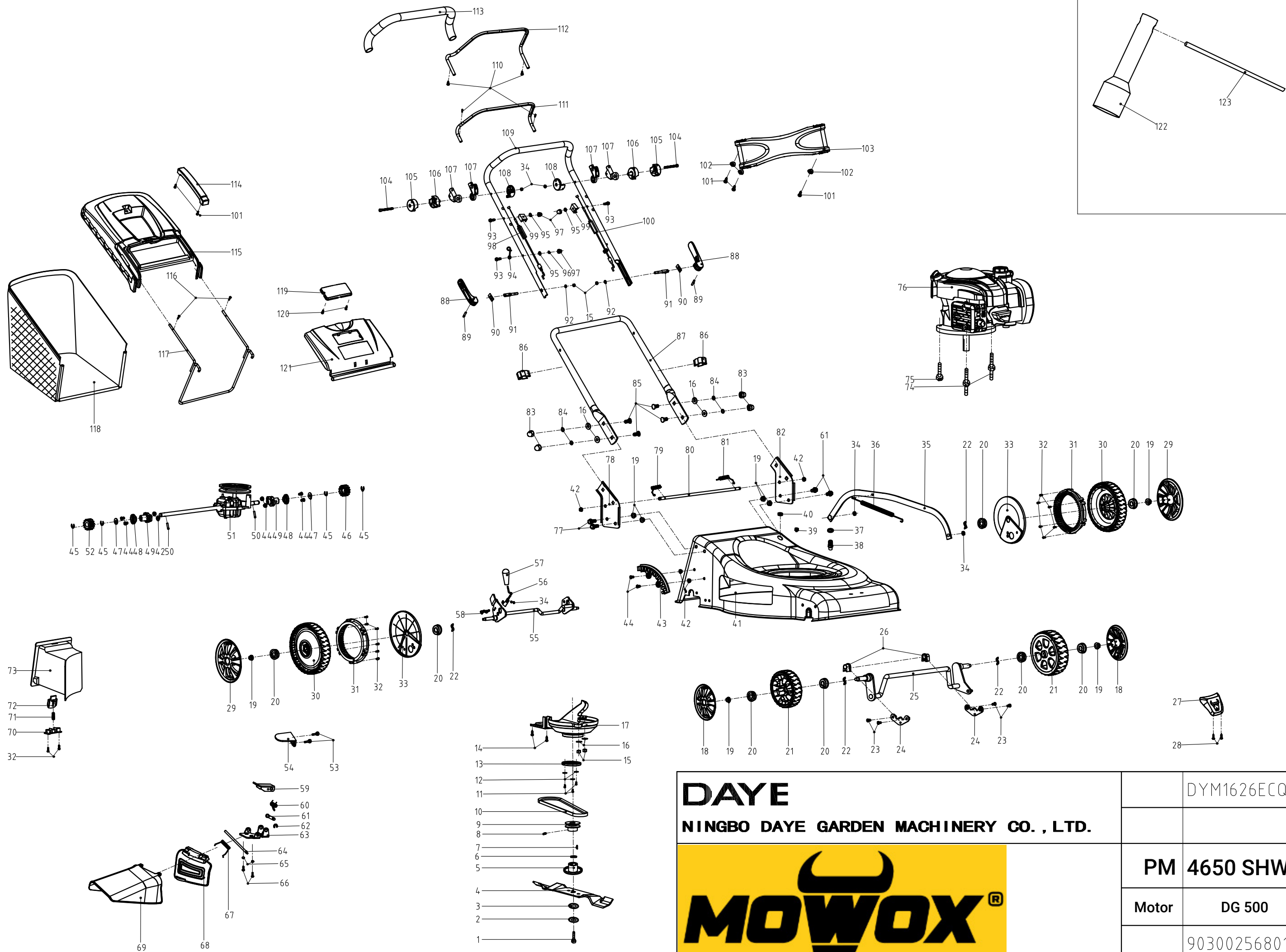
Slovenčina

kryt Zacího ústrojenstva ocel
motor Mowox DG500, 131cc/DHV
výkon cca (men.) 1,9 kW pri 2800 ot./min
pohon Áno
širka záberu 46 cm
nastavenje výšky kosenja 10-stupňová, 25-75 mm, centralne nastavitelna
zberni kos 60 l plast/textil
na trávníkové plochy do cca 1400 m²
ostatné rukovät s rýchloupínacou funkciou
prípojka na umývanie



Română

Carcasă cositoare Oțel
Motor Mowox DG500, 131cc/DHV
Putere aprox. (nom.) 1,9 kw la 2800 rot./min
Motor Da
Lățime de tăiere 46 cm
Ajustare înălțime de tăiere cu 10 trepte, 25-75 mm, central
Coș de colectare 60 L din mat. plastic/textil
Pentru suprafețe de cosit până la aprox. 1400 m²
Altele Mâner cu blocare rapidă
Raccord pentru spălare



DAYE
NINGBO DAYE GARDEN MACHINERY CO., LTD.



	DYM1626ECQ
PM	4650 SHW
Motor	DG 500
	90300256801

Mowox® PM 4650 SHW (DYM1626ECQ) parts list customer.xlsx

in sketch	part number	other number of same part	part description	Qty
1	2105300159A	26800606201	blade locking bolt	1
2	2105300001C	26300107302	dish washer	1
3	2105200245A	2105200367A	friction blade support pressure plate	1
4	21052003402000A	2105200115C	blade	1
5	2105200251A		- stamping blade holder	1
6	2105400024A		- liner	1
7	2103900034A		- half round key	1
8	3022305001	26800300502	hexagonal flat set screw	1
9	21031003390082A		- driving pulley	1
10	2102600027A	2102600026A	triangle belt	1
11	3011301018	A26800102101	self-tapping screw	3
12	3051205001	A26800700502	flat washer	3
13	2104600006A		- dustproof cover	1
14	3011301006		- self-tapping screw	2
15	3031309002		- hexagon flange bolt	4
16	3051303001		- flat washer	6
17	21041008640001A		- pully protective cover	1
18	21011000560103B	25205001101	8" wheel cover	2
19	30323060035000	26800502801	metal hexagon flange locking nut	8
20	2101300065A	26800401601	augular bearing	8
21	21011002660001A	21011002443208C	wheel assembly	2
22	A26800706202	26800706202	wave washer	4
23	3021302003		- tooth screw	4
24	2101200011B	26300134202	axle fixed ring	2
25	2101500120B		- front axle assembly	1
26	21011000290001A	25202600101	front axle fixed ring	2
27	21031002324079A		- Mowox embleme	1
28	3011301012	26800105402	self-tapping screw	2
29	21011000620103N	25208601001	11" wheel cover	2
30	21011002650001A	25400204502	wheel assembly	2
31	2101100081B	25229500101	wheel gear ring	2
32	3011301010		- self-tapping screw	14
33	21011003730001F	25208700105	11" inner wheel cover	2
34	30313090035000	A26800500501	hexagon flange bolt	6

Mowox® PM 4650 SHW (DYM1626ECQ) parts list customer.xlsx

in sketch	part number	other number of same part	part description	Qty
35	2106200519B	26300187902	connection rod	1
36	2102600063N	26801137001	connection rod spring	1
37	2109100013N	25100135101	O ring	1
38	21031000230176D	21031000230001D	cleaning connector	1
39	2109600031A	-	plug	1
40	2106600013A	25100181601	cable protect cover	1
41	21032002470001A	-	deck assembly	1
42	30323060015000	3032306001	nut	8
43	21061001694017B	23100105302	height adjusting board	1
44	30213020045000	26800202001	tooth screw	6
45	3043301001	-	opening washer	4
46	2104400013E	26900300102	left output gear assembly	1
47	A26800705901	26800705901	washer	2
48	21011004410001A	-	supporting bracket	2
49	21011004420120B	-	rear axle cover	2
50	3082301003	-	cylindrical pin	2
51	2102300065C	23050203701	gearbox assembly	1
52	2104400014E	26900300203	right output gear assembly	1
53	30913050015000	A26800611201	hexagon flange bolt	2
54	2102200040A	26300258201	locating board	1
55	2101300204A	2101500271A	rear axle assembly	1
56	2106201208A	2106201146A	adjusting handle assembly	1
57	21021000010001A	25500103201	adjusting handle cover	1
58	A26800203001A	26800203001	screw	2
59	2103200229A	-	lock plate	1
60	2103800011A	-	spring	1
61	2103300040A	-	lock fixed shaft	1
62	3043301003	-	opening washer	1
63	2103200228A	-	side discharge fixed	1
64	2106200053N	26200101901	side discharge fixed shaft	1
65	3052301004	-	spring washer	2
66	3021302002	-	tooth screw	2
67	2109800024A	-	spring	1
68	21061000760001A	25249900102	side discharge cover	1

Mowox® PM 4650 SHW (DYM1626ECQ) parts list customer.xlsx

in sketch	part number	other number of same part	part description	Qty
69	21041006160001A		- side discharge protect cover	1
70	21041001160001A	25231700101	Lock button press board	1
71	2109800022C	26801100501	spring	1
72	21041001150001A	25231600401	Plug-in lock button	1
73	21061006900001A		- plugin	1
74	2109900067A		- bolt	2
75	2109900066A		- bolt	1
76	60400117201		- engine Euro V 131cc	1
77	30913070165000	26800606401	hexagon flange bolt	4
78	21062004490001B	23600178201	right handle bracket	1
79	2106800006B	26801112701	spring	1
80	2101300006A	26300165601	long rod	1
81	2106800007A	26801112601	spring	1
82	21062004480001B	23600178101	left handle bracket	1
83	3033302001		- cap nut	4
84	3052301002		- spring washer	4
85	30913090015000	A26800601903	semicircular neck bolt	4
86	21061000013201A	25261100102A	cable clamp	2
87	21063001720001A		- lower handle	1
88	21061006503201A		- locking handle bolt	2
89	21093000635007A		- cylindrical pin	2
90	21062000015007A		- compression plate	2
91	21063000085007A		- locking handle bolt	2
92	21092000295007B	2109200058A	washer	2
93	3091307003	26800607701	bolt	3
94	21063000025007A		- cable hook	1
95	3051303003		- flat washer	3
96	3052301003	A26800800303	spring washer	1
97	A26800501603A	26800501603	cap nut	3
98	2106800595B		- flameout cable assembly	1
99	21061000043201A	25233600102	cable fixed block	2
100	2106800530A		- driving cable assembly	1
101	3011301004		- self-tapping screw	5
102	21061001113201N	25239100202	wave washer	3

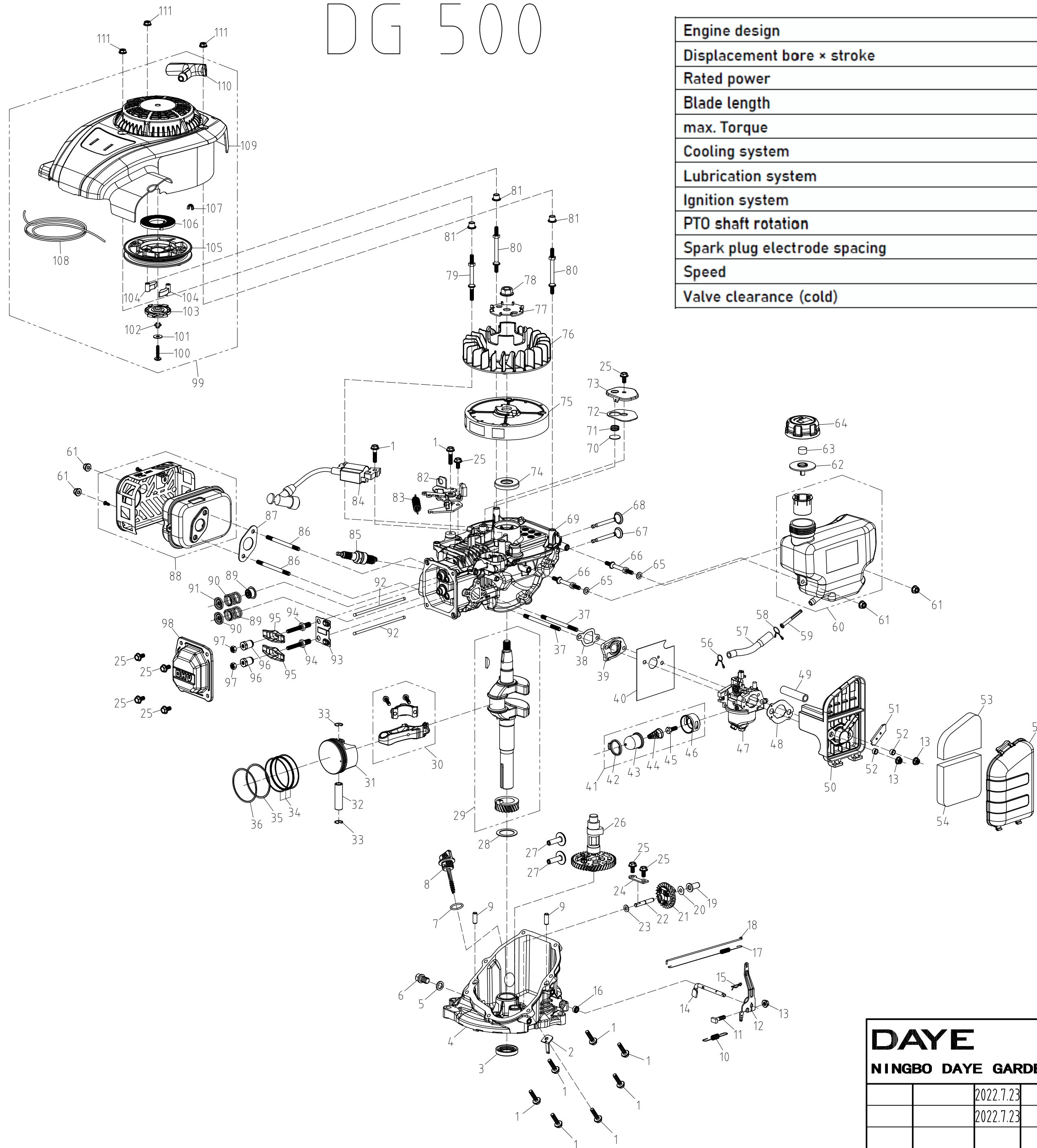
Mowox® PM 4650 SHW (DYM1626ECQ) parts list customer.xlsx

in sketch	part number	other number of same part	part description	Qty
103	21061004620001A		- handle panel	1
104	3022301003		- screw	2
105	21061004573201A	21061004573201N	fix	2
106	21061004593201A	21061004593201N	fix	2
107	21061001803201B	25287600102	self-propelled cable hang	4
108	21061001153206A	21061001153206N	cover	2
109	21063001740001B		- upper handle	1
110	A26800107101	26800107101	self-tapping screw	2
111	21062001990104A	23601070401	flameout rod	1
112	21062002080001A	23601018101	driving rod	1
113	2106600017A		- handle sheath	1
114	21071000330001A	25238400101	grass basket handle	1
115	21071000310001A	25238200101	grass basket	1
116	2109300058A		- self-tapping screw	4
117	2107200037B	26300165702	grass catcher bracket	1
118	21077000462133A		- grass catcher	1
119	2104100134C	25238500103	Rear cover transparent window	1
120	3011301005		- self-tapping screw	2
121	2100X00589	23000427201	rear cover assembly	1
122	2012100004A	26300107901	socket wrench spanner	1
123	2012200002A	26300107801	socket wrench	1

DG 500



DG 500



Engine design	4-stroke engine, overhead valve, 1 cylinder
Displacement bore × stroke	131 cm ³ ; 61 × 45 mm
Rated power	1.9 kW
Blade length	460 mm
max. Torque	6.6 Nm at 2800 min ⁻¹
Cooling system	Forced air cooling
Lubrication system	Immersion lubrication
Ignition system	TCI
PTO shaft rotation	clockwise
Spark plug electrode spacing	0.6 - 0.8 mm
Speed	2800 min ⁻¹
Valve clearance (cold)	0.10 - 0.15 mm

DAYE						DG 500
NINGBO DAYE GARDEN MACHINERY CO., LTD.						
		2022.7.23				
		2022.7.23				
					1:1	
					A2	
						604-00117201

in sketch	part number	other number of same part	part description	Qty	remark
1	3091307002		— hexagon head flange bolt M6*25	8	
2	2032400042A		— speed regulation fixing plate	1	
3	2031600016N	25100123602	oil seal	1	
4	2031400096A		— body cover	1	Glued to part 69.
5	2031300007A	26300225901	oil drain plug gasket	1	
6	2031300006A	26300205601	oil drain plug	1	
7	2039600019N	25100137602	O-ring	1	
8	20311000090031A		— oil ruler(DYM1P52FX-01)	1	
9	2031300107A		— fixed pin	2	
10	2033800004A		— speed control spring	1	
11	2031300012A	26800301101	speed screw	1	
12	2031300063N	26300220401	speed rocker arm	1	
13	3032302004		— hexagon flange face nut M6	3	
14	2032300107A		— speed lever	1	
15	2031200007A	26900103401	elastic pin	1	
16	2031600007	25100123501	oil seal	1	
17	2039800005A		— throttle spring	1	
18	2035300001A		— throttle push rod	1	
19	2032100007A		— sliding sleeve	1	
20	A26800703201	26800703201	flat gasket 6	1	
21	2032300104A		— speed control gear assembly	1	
22	2032300097A		— speed control gear shaft	1	
23	3051204003		— washer φ6	1	
24	2031200015B	26300210102	double hole platen	1	
25	3091307005		— hexagon flange bolts M6*12	8	
26	2032100022A		— camshaft assembly	1	
27	2033300027A		— tappet	2	
28	2032200003A	26800703102	washer	1	
29	2032400039A		— crankshaft assembly	1	
30	2032400040A		— connecting rod assembly	1	
31	2032300106A		— piston	1	
32	2032300105A		— piston pin	1	
33	2032800003A		— piston pin circlip	2	
34	2032900011A		— oil ring combination	1	
35	2032900013A		— two ring	1	
36	2032900012A		— one ring	1	
37	A26800609901	26800609901	stud	1	
38	2036900044A		— cylinder head and intake pipe gasket	1	
39	2036100057A		— intake pipe	1	
40	2039900038A		— carburetor and intake pipe gasket	1	
41	2040X00070		— pump assembly	1	
42	20361000080001A		— pump collar (1P56FA-19)	1	
43	2036600002A		— pump foam	1	
44	2036800001A		— pump spring (M1809010)	1	
45	A26800612401	26800612401	vent bolt	1	
46	20361000070001A		— pump body (1P56FA-18) M1807019	1	
47	2035900007A		— carburetor assembly (Euro V)	1	
48	2036900045A		— carburetor and Air Filter Gaskets	1	
49	2035600007A		— Snorkel	1	

50	20351000100001A		— air filter base (DG650-02)	1
51	20351000110001A		— air filter inner cover (DG650-03)	1
52	2031300008B	26809003101	cushion cover	2
53	2036900046A		— air filter element A	1
54	2035900006A		— air filter element B	1
55	20351000090001A		— air filter cover (DG650-05)	1
56	2035200035A	26900108001	tubing clip B	1
57	2035600008A		— inlet pipe	1
58	2035200029A		— tubing clip	1
59	2035100016A		— fuel filter	1
60	2035100013A		— fuel tank body	1
61	30323060015000	3032306001	metal Hex Flange Face Lock Nuts M6	2
62	2034600003A		— fuel tank cover gasket	1
63	2036900037A		— filter sponge	1
64	20351000220001A		— fuel tank cap (DG650-07)	1
65	A26800707001	26800707001	flat Washers	2
66	2039300006A		— stud	2
67	2037300011D	26300206101	exhaust valve	1
68	2031400087A		— intake valve	1
69	2031400095A		— body	1 Glued to part 4.
70	2031600019A	25100129701	respirator valve	1
71	2039800007A		— respirator compression spring	1
72	2037900007A		— respirator gasket	1
73	2035900005A		— respirator cover	1
74	2039600003A		— oil seal	1
75	2033400003A		— flywheel assembly	1
76	20331000530001A		— fan (DG650-04)	1
77	2032200011A		— fan pressure plate	1
78	3032303001	A26800610501	hexagon flange face nut M12*1.25	1
79	2039300009A		— stud A	1
80	2039300030A		— stud B	2
81	2033300012A	26300211601	air hood insert	3
82	2032900015A		— brake assembly	1
83	2039800006A		— brake spring	1
84	2033900006A		— igniter assembly	1
85	2038900001B	23062000301	spark plug F6RTC	1
86	A26800610103	26800610103	carburetor stud	2
87	2039900041A		— muffler gasket	1
88	2037200038A		— muffler assembly	1
89	2036200007A		— oil shield	2
90	2035800003A		— valve spring	2
91	2036300040A		— valve spring seat	2
92	2036200011B	23055000501	push rod assembly	2
93	2039900033A		— push rod guide	1
94	2031300002C	26800605401	adjusting bolt	2
95	2036200004A		— rocker arm	2
96	2031200002D	26800502501	adjusting nut	2
97	2031300003C	26800502601	tighten the nut	2
98	2035600009A		— cylinder head cover	1
99	2040X00061		— starter housing assembly	1 Don't use! Use single parts (102, 103, 104, 106, 108) instead.

100	A26800300902	26800300902 left-handed self-tapping screw	1
101	3051302001	— large washer 5	1
102	2033200033A	— starter spring	1
103	20331000460001A	— cover (DG600LI-08)	2
104	2033100048A	— claw (DG600LI-10)	1
105	20331000490001A	— starter wheel (DYM1P52FX-08)V	1
106	2033800005A	— return spring	1
107	2033300011N	26300209903 starter cover collar	1
108	2032800001A	29001001101 drawstring	1
109	20331000570001A	— starter cover (DG550-01)	1
110	20331000010001B	25234300101 handle (DYM1P56FA-06-2) (DYM1P56FA-06-3)	1
111	3032302005	— hexagon flange face nut M6	3